



Welcome to the 30th SEE Symposium and Military and Aerospace Programmable Logic Devices Workshop

You've Logged In. Now What?

Don't forget to fill out your profile;
It acts as a virtual business card!



Megan Casey
SEE General Chair

Social Wall

What's on your mind?

Submit

Slide show welcome and navigation guidance (updated daily) – Be sure to look here for daily important information

Exhibitor Announcements & Job Openings

Kenneth LaBoi

Type here to start a new discussion



Nadia Rezzak
MAPLD General Co-Chair



Pierre Maillard
MAPLD General Co-Chair



TopLine Scrolling list of our Supporters

To be clear on a few items



- Main virtual conference uses a platform called engagez
- Talks are a mix of prerecorded materials and live action (ZOOM)
 - ZOOM links will become active shortly before all live introductions, presentations, panels, Q&As
- Cheat code:
 - ***You can open more than one window/tab in a browser at a time:***
 - I.e., attend the sessions (watch presentation) AND be in a booth
 - You can't login to multiple machines at one time
- Breaks and social events
 - Many of the breaks and our industrial exhibits reception will use a second platform called Remo (remo.co) as well as the Exhibit Hall
 - Visit tables with exhibitors, games (trivia contest!), social and technical tables with leaders, or just to have a side meeting
 - You will need to **register and create a profile separately for this platform – we highly recommend doing this when you first enter the virtual meeting**
 - We apologize for the extra step that's being required
 - See later slides for instructions

Most Items are Pretty Easy to Find (Sessions, Exhibits, Agenda, Poster)

The screenshot displays the SEE MAPLD website interface. At the top, a navigation menu includes: Home, Sessions, Exhibitors, Poster Room, Resources, Exhibitor Breaks & Social, Attendee List, and Who's Online. A search icon and a user profile icon are also visible in the top right.

Below the navigation menu, the main content area is divided into several sections:

- Social Wall:** A section titled "Social Wall" with a search icon and a "Submit" button. It features a profile picture of a woman and the text "What's on your mind?".
- Exhibitor Announcements & Job Openings:** A section titled "Exhibitor Announcements & Job Openings" with a search icon and a "Submit" button. It features a profile picture of a man and the text "Type here to start a new discussion".
- Supporters:** A scrolling list of supporters, including:
 - Megan Casey, SEE General Chair
 - Nadia Rezzak, MAPLD General Co-Chair
 - Pierre Maillard, MAPLD General Co-Chair
- Navigation Buttons:** Four large, circular buttons labeled "SESSIONS", "EXHIBITS", "AGENDA", and "POSTERS" are displayed in the center of the page.

At the bottom of the page, there is a blue banner with the text "Scrolling list of our Supporters" and a "howcase:" link.

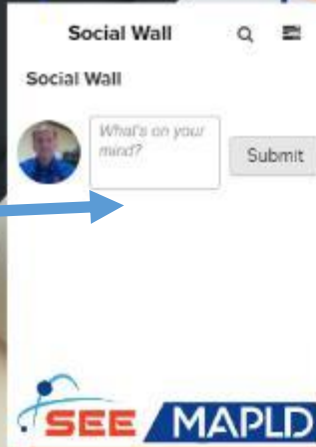

Be Social and Network

Message (email)
other attendees
(searchable)

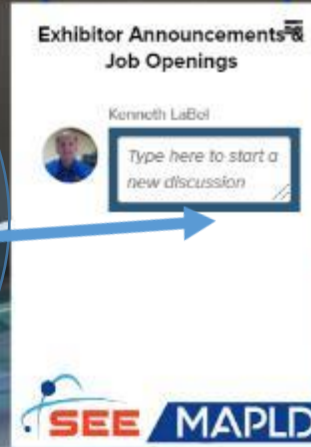
Chat or video chat with
other attendees



Attendees
post your
thoughts,
comments,
and
questions
here



Exhibitors post
announcements
here PLUS anyone
can post a job
opening link or
contact
information



://www.engagez.net/SEEMAPLD2021#~:lct=lounge

TopLine Scrolling list of our Supporters

Enter the Sessions for Oral Presentations, Live Q&A, and Panels

The screenshot shows the SEE MAPLD website interface. At the top, a navigation bar includes links for Home, Sessions, Exhibitors, Poster Room, Resources, Exhibitor Breaks & Social, Attendee List, and Who's Online. A search icon and a user profile icon are also present. Below the navigation bar, there are several sections: a Social Wall on the left with a 'Submit' button, a central area with a large blue circle containing the text 'Click here to enter Sessions' and two blue arrows pointing to the 'Sessions' button and the 'Sessions' planet icon, an Exhibitor Announcements & Job Openings section on the right, and a scrolling list of supporters at the bottom. The 'Sessions' button is one of four planet-like icons labeled 'SESSIONS', 'EXHIBITS', 'AGENDA', and 'POSTERS'. The scrolling list of supporters includes names like Megan Casey, Nadia Rezzak, and Pierre Maillard.

SEE MAPLD Home Sessions Exhibitors Poster Room Resources Exhibitor Breaks & Social Attendee List Who's Online

Social Wall
Social Wall
What's on your mind?
Submit

Exhibitor Announcements & Job Openings
Kenneth LaBoi
Type here to start a new discussion

Megan Casey
SEE General Chair

Nadia Rezzak
MAPLD General Co-Chair

Pierre Maillard
MAPLD General Co-Chair

SESSIONS EXHIBITS AGENDA POSTERS

SEE MAPLD

Scrolling list of our Supporters

Sessions Page – “Clickables” to watch recorded or live (ZOOM) presentations, panels, and Q&A. Break slides will be posted as well.

The screenshot shows the 'Sessions' page for the SEE MAPLD event. The page features a navigation bar at the top with links for Home, Sessions, Exhibitors, Poster Room, Resources, Exhibitor Breaks & Social, Attendee List, and Who's Online. The main content area is titled 'Sessions' and lists five upcoming sessions for August 31st. The sessions are:

- 6:30am - 6:45am: **Opening Remarks, SEE Intro and MAPLD Intro**
- 6:45am - 7:00am: **Batch Release 1 - Introduction: Heavy Ion and Proton Facilities and On-Orbit Radiation Experiments**
- 7:00am - 7:15am: **Challenges of Creating and Operating an SEE Testing Program at a Medical Proton Center: Presented by Steven Laub**
- 7:00am - 7:11am: **Common Issues Surrounding Heavy Ion Test Facilities and Users: Presented by Pepito Thelley**
- 7:00am - 7:18am: **Data Analysis of a Memory: Single Event Effect experiment in Geostationary Orbit: Presented by Christian Poivey**

The page is displayed on a large screen in a conference room, with several people seated in the foreground watching the presentation.

Enter the Poster Room

The screenshot shows the SEE MAPLD website interface. At the top, a navigation menu includes links for Home, Sessions, Exhibitors, Poster Room, Resources, Exhibitor Breaks & Social, Attendee List, and Who's Online. A search icon and a user profile icon are also present. Below the navigation menu, there are several sections: a Social Wall on the left with a user profile for Megan Casey (SEE General Chair) and a 'Submit' button; a central area with a large blue circle containing the text 'Click here to enter Poster Room' and two blue arrows pointing to the 'Poster Room' link in the navigation menu and the 'POSTERS' button; an Exhibitor Announcements & Job Openings section on the right with a user profile for Kenneth LaBoi and a text input field; and two more user profiles, Nadia Rezzak (MAPLD General Co-Chair) and Pierre Maillard (MAPLD General Co-Chair). At the bottom, there are four orange spheres labeled 'SESSIONS', 'EXHIBITS', 'AGENDA', and 'POSTERS'. A blue banner at the bottom contains the text 'Scrolling list of our Supporters'.

Poster Room – Available for viewing 24/7. Interact with presenter during Poster Session via ZOOM room



[Home](#) [Sessions](#) [Exhibitors](#) [Poster Room](#) [Resources](#) [Exhibitor Breaks & Social](#) [Attendee List](#) [Who's Online](#) 1



Poster Room

SEE CHARACTERIZATION
OF THE UT54LVDS454
LVDS 1.25GB/S
REPEATER



28nm FD-SOI FPGA TID
TOLERANCE



CURRENT STATE OF

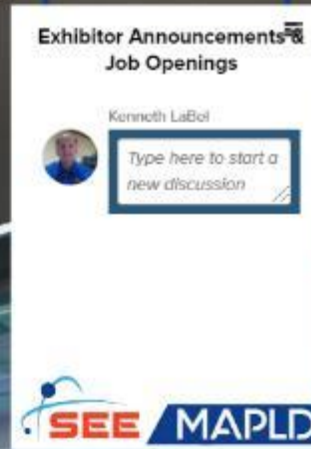
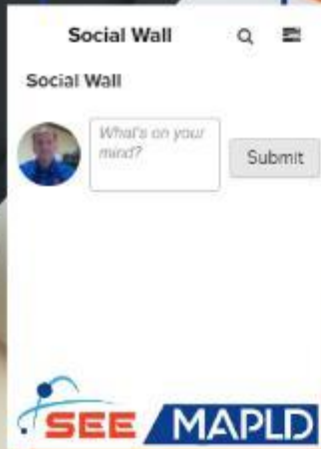
Download Resources – presentations, posters, vendor documents, meeting information



Click here
to view
and
download
resources



Megan Casey
SEE General Chair



Nadia Rezzak
MAPLD General Co-Chair



Pierre Maillard
MAPLD General Co-Chair



://www.engagez.net/SEEMAPLD2021#~:lct=lounge

TopLine Scrolling list of our Supporters

Enter the Exhibit Hall

The screenshot shows the SEEMAPLD 2021 website interface. At the top, a navigation bar includes links for Home, Sessions, Exhibitors, Poster Room, Resources, Exhibitor Breaks & Social, Attendee List, and Who's Online. A search icon and a user profile icon are also present. Below the navigation bar, there are several sections: a Social Wall on the left with a 'Submit' button, a central navigation area with four Mars-like spheres labeled 'SESSIONS', 'EXHIBITS', 'AGENDA', and 'POSTERS', and an Exhibitor Announcements & Job Openings section on the right. A large blue circle with yellow text 'Click here to enter Exhibit Hall' is centered over the 'EXHIBITS' sphere, with blue arrows pointing to the 'EXHIBITS' sphere and the 'EXHIBITORS' link in the navigation bar. On the far left, a profile for Megan Casey, SEE General Chair, is shown. On the far right, profiles for Nadia Rezzak, MAPLD General Co-Chair, and Pierre Maillard, MAPLD General Co-Chair, are shown. At the bottom, a blue banner contains the text 'Scrolling list of our Supporters'.

Exhibit Hall – Click on logo to visit our supporters and exhibitors at their booths

Supporters



Exhibitors



Visiting an Exhibitor – Quickie guide

The screenshot shows a virtual booth for NEPP (NASA Electronic Parts & Packaging Program) on the SEE MAPLD website. The booth features a central video screen with a staff member, a 'Join Our LIVE Zoom Room!' button, a 'Connect Here!' sidebar with a staff member's profile and contact options, and a 'Submit an Inquiry' button. The background includes a NASA logo and a globe. The floor is a light wood texture.

Webinar info/links, Zoom Room, Raffles, etc – may be posted around the booth

Join Our LIVE Zoom Room!

Welcome statement

Booth welcome video, slide show, or image

Product or other images and avatar

Connect Here!

Staff Kenneth LaBel
Senior SME at SSAI

"Welcome to the NEPP booth - CLICK Meet with us LIVE Now during staffing hours to join our ZOOM room!"

Submit an Inquiry
Resources (3)
Jobs

Submit an Inquiry
Resources (3)
Jobs

Green light means staff is logged in: reach out via chat, video chat, message or join the live ZOOM room

Resources can be technical papers, product briefs, and more. "Submit an inquiry" if there's not a specific staff member you want to contact

Supporter Showcase: TopLine, CBFS, RENESAS, VORAGO TECHNOLOGIES, Northwestern, NASA

Exhibitor (1 hour) Breaks and Reception

The screenshot shows the SEEMAPLD2021 website interface. At the top, a navigation bar includes links for Home, Sessions, Exhibitors, Poster Room, Resources, Exhibitor Breaks & Social, Attendee List, and Who's Online. A search icon and a user profile icon are also present. Below the navigation bar, the main content area features a social wall on the left with a post from Megan Casey, SEEMAPLD General Chair. In the center, a large blue circle with yellow text reads "Click here to enter Exhibitor Breaks and Reception", with a blue arrow pointing to the "Exhibitor Breaks & Social" link in the navigation bar. To the right, there is a section for "Exhibitor Announcements & Job Openings" with a post from Kenneth LaBoi. Below this, two circular portraits are shown: Nadia Rezzak, MAPLD General Co-Chair, and Pierre Maillard, MAPLD General Co-Chair. At the bottom of the main content area, four orange spheres represent "SESSIONS", "EXHIBITS", "AGENDA", and "POSTERS". A blue banner at the bottom of the page contains the text "Scrolling list of our Supporters" and the TopLine logo.

Exhibitor Breaks and Reception (Social) - Agenda



- We will be using dual (engagez/Exhibit Hall and Remo) platforms for the following:
 - Exhibitor Break Tuesday, 31 August 09:30 – 10:30 AM PDT
 - Exhibitor Reception Wednesday, 1 September 09:30 – 11:30 AM PDT
 - Exhibitor Break Thursday, 2 September 11:00 AM - 12:00 PM PDT
- The short Exhibitor Break (Thursday, 2 September 09:30 – 10:00 AM PDT) will be Exhibit Hall only
- The booths and Remo exhibit tables will be staffed during these time periods
- The Exhibitor Reception (Wednesday, 1 September) will have 3 virtual buildings active as per the following schedule:
 - **Dedicated time for Exhibitor Building: 09:30 – 10:15 AM PDT;** Building remains open for the entire Reception time period (2 hours)
 - Trivia Building: Opens at 10:15 AM PDT; Contest from 10:15 – 11:15 AM PDT; Building remains open until 11:30 AM PDT
 - Social Building: Opens at 10:15 AM and remains open until 11:30 AM PDT; Several tables have technical and fun topics with discussion leaders available!

After you click the Exhibitor Breaks and Social link...

The screenshot shows the top navigation bar of the MAPLD website with links for Home, Sessions, Exhibitors, Poster Room, Resources, Exhibitor Breaks & Social (highlighted), Attendee List, and Who's Online (5). A search icon and a user profile icon are also present. The main content area features a background image of Earth from space. Three sections are visible: Trivia, Exhibitor Remo, and Social Remo. Under the Exhibitor Remo section, there is a link that says 'Create Remo Account'. A blue callout bubble with yellow text is overlaid on the left, containing the instruction: 'Click here to create your Remo account – we recommend doing this BEFORE the first Break occurs'. A blue arrow points from this bubble to the 'Create Remo Account' link.

Create Your Remo Account (1)

live.remco.co/e/seemapld-2021/register

Update

children's CENTER

Follow instructions

Sign up to join the event

Your Email

Email Address

Continue

Already have an account? [Log in now](#)

or

Log in with Google

Log in with Facebook

SEE/MAPLD 2021

Start time
August 25th, 01:00pm - PDT

End time
August 25th, 03:00pm - PDT

For an authentic experience, microphone and camera are recommended

Event has started 🎉

Sign in to join event!

Need Help?

Organized by
POP | X

Copy Link

8/27/2021

2021 SEE Symposium / MAPLD Workshop

17

Create Your Remo Account (2)

live.remco.co/e/seemapld-2021/register

Follow instructions

Create account

It seems like you don't have a Remo account. Let's create one!

Your Email

Email

Full Name

Full Name

Create your Password

Password

Password must be at least 6 characters long

I agree to the [Terms & Conditions](#) and [Privacy Policy](#).

Join event now!

Your information is safe with us and will not be used for marketing purposes.

SEE/MAPLD 2021

Start time
August 25th, 01:00pm - PDT

End time
August 25th, 03:00pm - PDT

For an authentic experience, microphone and camera are recommended

Event has started 🎉

Sign in to join event!

Need Help?

Organized by
POP | X

Create Your Remo Account (2)

live.remco.co/e/seemapld-2021/register

SEE/MAPLD 2021

Start time
August 25th, 01:00pm - PDT
End time
August 25th, 03:00pm - PDT

For an authentic experience, microphone and camera are recommended

Event has started 🎉

Sign in to join event!

Need Help?

Organized by
POP | X

Create account

It seems like you don't have a Remo account. Let's create one!

Your Email

Email

Full Name

Full Name

Create your Password

Password

Password must be at least 6 characters long

I agree to the [Terms & Conditions](#) and [Privacy Policy](#)

Join event now!

Your information is safe with us and will not be used for marketing purposes.

Follow instructions

Setup Your Profile for Remo (1)

live.remo.co/onboarding?event=seemapld-2021

Update

One more thing: Take a couple of minutes to set up your profile

[Set-up My Profile](#)

[I'm in a hurry, take me right into the event](#)


Need Help?

Setup Your Profile for Remo (2)

live.remo.co/onboarding?event=seemapld-2021

Update

...

 **Add Profile Picture**

PNG, JPEG or JPG. Max size of 512 KB.
Best: 480x480

Full Name*


What do you do?

Company

[+ Add more information](#)

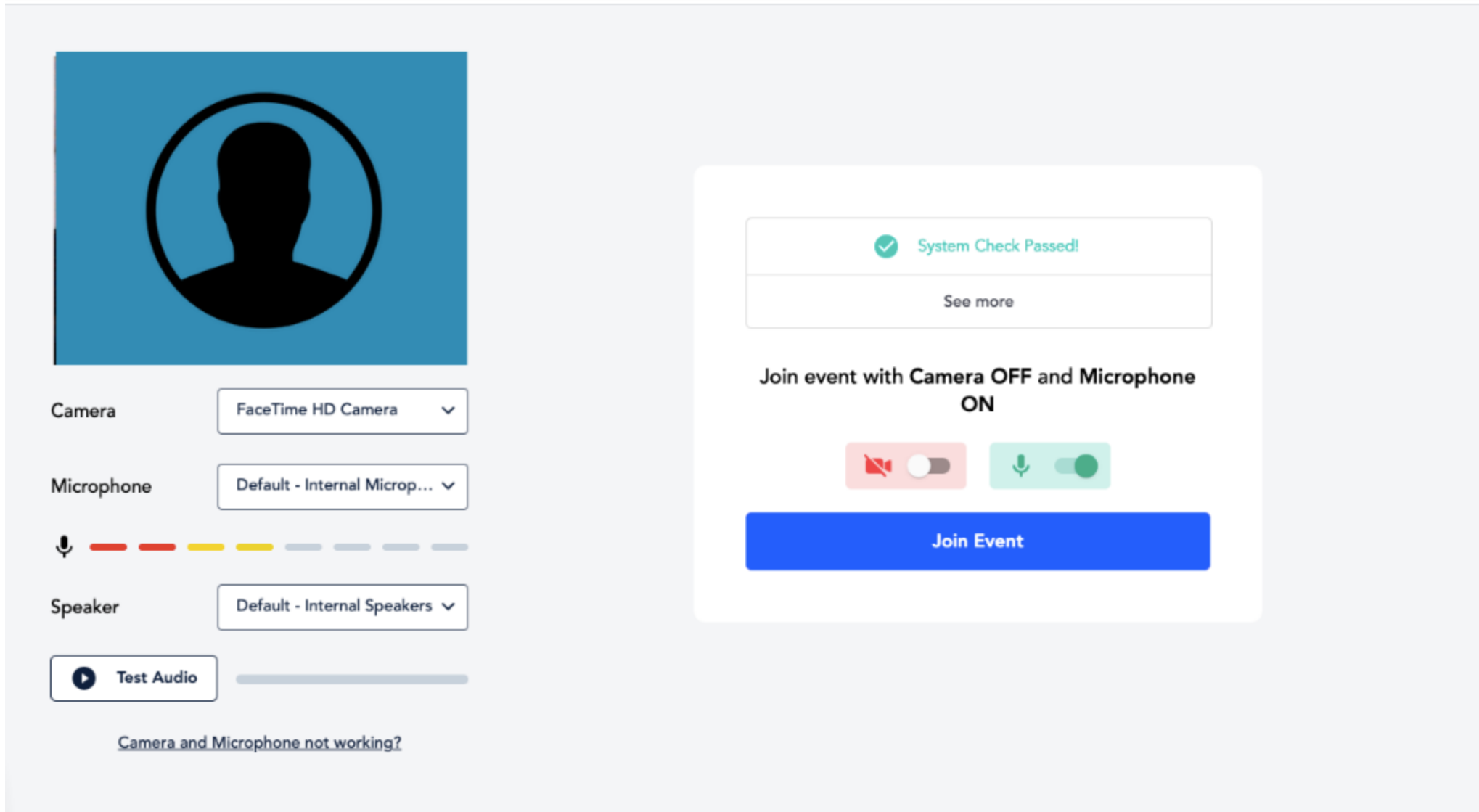
Save Profile and Join Event →

Need Help?



We HIGHLY recommend adding a profile image – it makes it MUCH easier for people to find you on the Remo platform

Enable Your Settings for Remo



The image shows a user interface for configuring Remo settings. On the left, there is a profile picture placeholder (a black silhouette on a blue background). Below it are settings for Camera (FaceTime HD Camera), Microphone (Default - Internal Microp...), and Speaker (Default - Internal Speakers). There is also a 'Test Audio' button and a volume slider. At the bottom, a link reads 'Camera and Microphone not working?'. On the right, a white notification box displays a green checkmark and the text 'System Check Passed!'. Below this is a 'See more' link. Further down, the text 'Join event with Camera OFF and Microphone ON' is shown. Underneath are two toggle switches: the first is for the camera (red icon, currently off) and the second is for the microphone (green icon, currently on). At the bottom of the notification box is a large blue 'Join Event' button.

Select 1 of the 3 Remo Building buttons (as per Agenda)



[Home](#)

[Sessions](#)

[Exhibitors](#)

[Poster Room](#)

[Resources](#)

[Exhibitor Breaks & Social](#)

[Attendee List](#)

[Who's Online](#) 5



**Click one of
the three
buttons for
Remo
Building
selection**

Trivia

Exhibitor
Remo

Social Remo

Create Remo
Account



Entering a Remo Building

live.remco.co/onboarding?event=seemapld-2021

Update

Table 1

When you enter the event you'll be seated at a virtual table

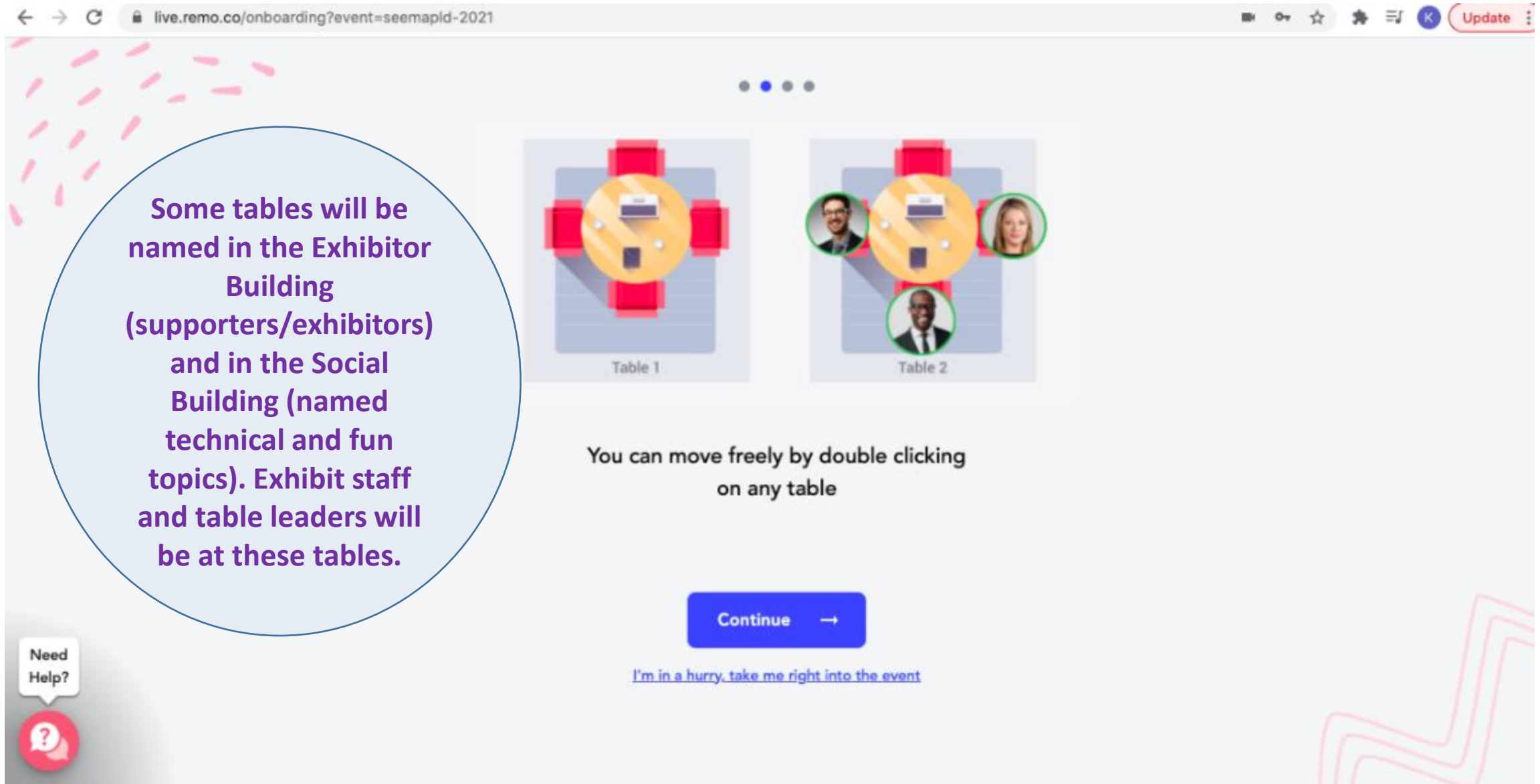
Continue →

[I'm in a hurry, take me right into the event](#)

Need Help?

Which table you're seated at is random in the sense that you do not control which table you initially join

Moving Within a Remo Building



The screenshot shows a web browser window with the URL `live.remco.co/onboarding?event=seemapld-2021`. The main content area displays two tables, Table 1 and Table 2, each represented by a yellow circle with a laptop icon and four red chairs. Table 2 has three circular profile pictures of people around it. Below the tables, the text reads: "You can move freely by double clicking on any table". A blue "Continue" button with a right arrow is positioned below the text. Underneath the button is a link: "[I'm in a hurry, take me right into the event](#)". In the bottom left corner, there is a "Need Help?" button with a question mark icon. The browser's address bar and navigation icons are visible at the top.

Some tables will be named in the Exhibitor Building (supporters/exhibitors) and in the Social Building (named technical and fun topics). Exhibit staff and table leaders will be at these tables.

You can move freely by double clicking on any table

[Continue](#) →

[I'm in a hurry, take me right into the event](#)

Need Help?

The Exhibitor Building, but before you visit the Supporters and Exhibitors...



There are controls at bottom of every virtual floor when you reach a table



Named Tables With Supporter/Exhibitor Staff – There will also be tables available to socialize



Exhibitor Building has Two Floors – Floor 1 is Supporters; Floor 2 is Exhibitors – Click to Select



Exhibitor Building has Two Floors – Floor 1 is Supporters; **Floor 2 is Exhibitors** – Click to Select



Exhibitor Building - Banners on the sides are logo links directly to supporter booths, exhibit hall, and other Remo buildings

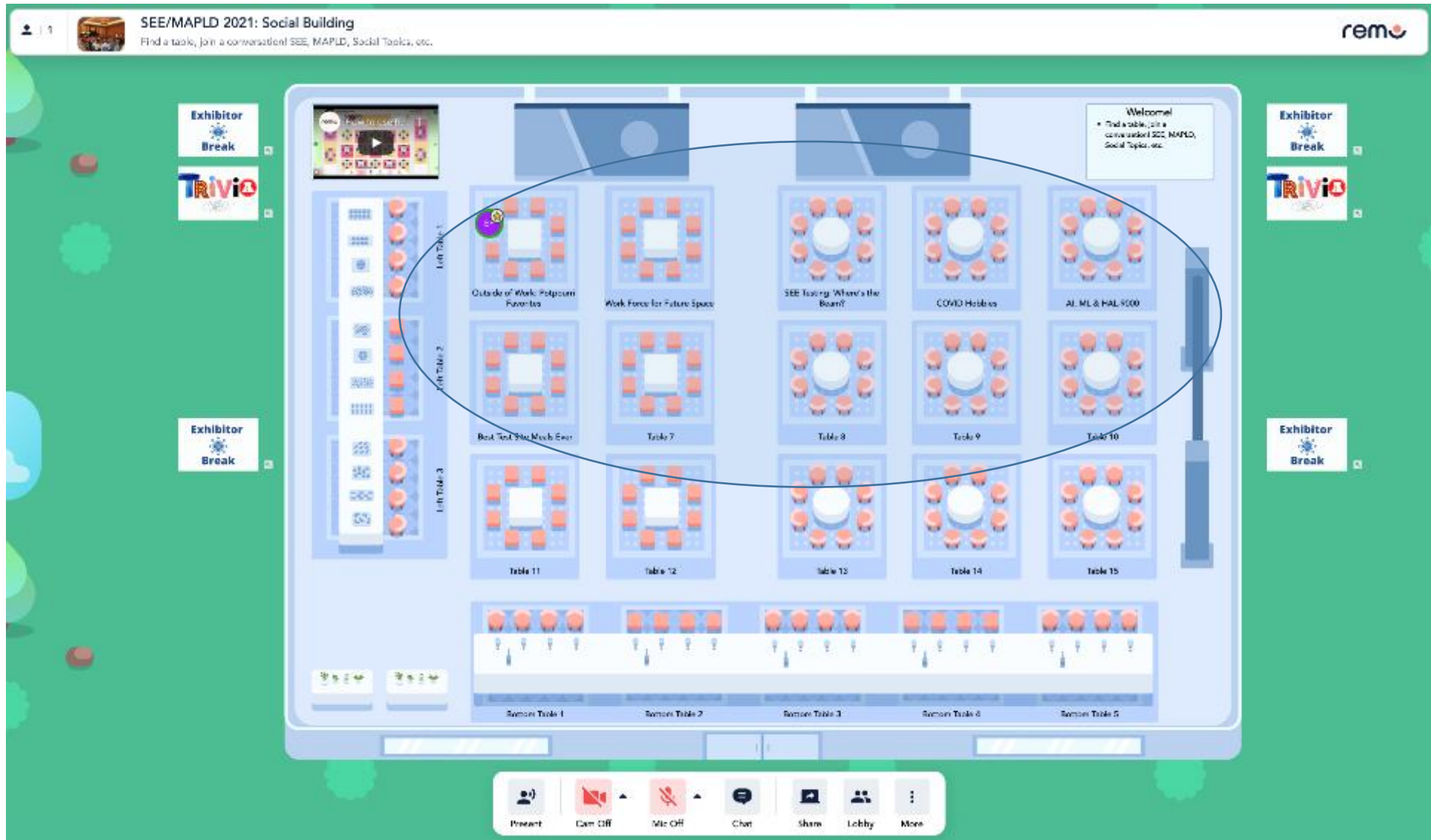


Trivia Building – Up to 6 people per team: Form your own team or join a random table!

The screenshot shows a virtual trivia game interface. At the top, a banner reads "SEE/MAPLD 2021: Live Trivia!" with a subtext: "Create a team of up to 6 members, answer correctly & quickly, win \$25 Amazon Gift Cards (per member)". The Remo logo is in the top right, and a "POP" badge is in the top right corner. The main area is a virtual room with a central screen and two sides of tables. The left side has tables labeled "Left Table 1" through "Left Table 11". The right side has tables labeled "Right Table 1" through "Right Table 11". Each table is represented by a small 3D model of a table with chairs. On the left side of the interface, there is a "Floor" control panel with a grid of buttons from 1 to 10, where button 1 is highlighted. Below the floor panel are icons for "Need Help?" and a red question mark icon. At the bottom, there is a control bar with icons for "Present", "Cam Off", "Mic Off", "Chat", "Share", "Lobby", and "More".

Join your host, Jonny Pellish for SEEMAPLD related trivia questions; \$25 Amazon gift certificate per player at winning table!

The Social Building - Don't Forget to Join the Technical and Fun Topic Discussion Tables or Have Your Own Discussion at an Empty Table or Bar



Technical and Fun Social Tables/Leaders



- “Potpourri Favorites: Outside of Work” – Keith Avery
- “Work Force for Future Space” – Steve Moss and Jonathan Pellish
- “Where’s the Beam?” – Ken LaBel
- “COVID Hobbies” – Martha O’Bryan
- “AI, ML & HAL-9000” – Ed Wyrwas
- “Best Test Site Meals” - Megan Casey